

Static Holders

for Clamping Bolts

SPECIFICATION

Types

- Type **E**: For one clamping bolt
- Type **Z**: For two clamping bolts

Steel C 45

Chemically nickel plated **NC**

Socket cap screws DIN 912

Centering guide bushings

Steel, blackened

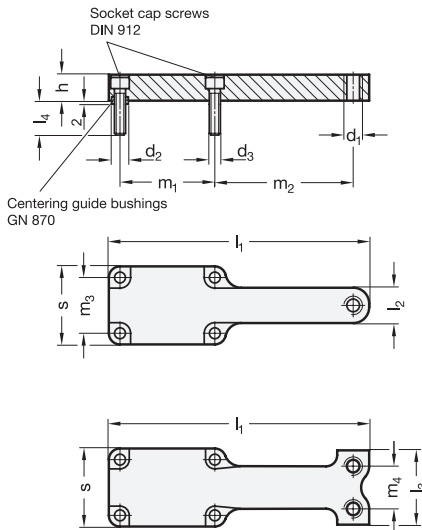
INFORMATION

Static holders GN 869.1 have been designed for use with power clamps GN 865 (see page 1636).

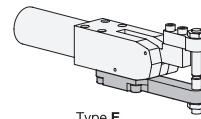
Static holders for two clamping bolts (Type Z) are preferably used in such applications where absolutely rigid clamping of a sheet metal component is essential. For the same purpose ball point screws GN 605 (see page 928) with serrated ball pads are ideally suited. Socket cap screws and centering guide bushings are included.

TECHNICAL INFORMATION

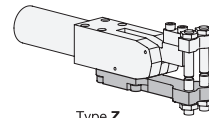
- ISO-Fundamental Tolerances (see page A21)



Mounting examples



Type E



Type Z

GN 869.1-E

Description	for power clamps Size	s	d1	d2 H8/h6	d3	h	l1	l2	l4	m1	m2	m3	⚖
GN 869.1-32-E-NC	20	32	M 8	7	M 5	10	98,5	15	8	34	53	22	130
GN 869.1-42-E-NC	32	42	M 10	9	M 6	14	140	19	8,5	51	74,4	30	220
GN 869.1-52-E-NC	40	52	M 12	11	M 8	16	168	22	12,5	62	88,5	37	380
GN 869.1-62-E-NC	50	62	M 12	13	M 10	18	192,5	22	12,5	71,5	102	44	690

GN 869.1-Z

Description	for power clamps Size	s	d1	d2 H8/h6	d3	h	l1	l3	l4	m1	m2	m3	m4	⚖
GN 869.1-32-Z-NC	20	32	M 8	7	M 5	10	98,5	30	8	34	53	22	17	150
GN 869.1-42-Z-NC	32	42	M 10	9	M 6	14	140	40	8,5	51	74,4	30	23	410
GN 869.1-52-Z-NC	40	52	M 12	11	M 8	16	168	50	12,5	62	88,5	37	30	900
GN 869.1-62-Z-NC	50	62	M 12	13	M 10	18	192,5	60	12,5	71,5	102	44	40	1020